

solar[®]tek

SOLAR MODULES

project modules 215W-235W



GETEK[®]
energysolutions

October 2011

SOLARTEK PV modules with robust design and high performance. We offer product warranty of 2 years for any defects in materials or workmanship. Performance warranty of 25 years at 80% of rated output power (conditions apply). SOLARTEK modules are easy to install.

All data is provided with reservations of misprint and modification by the manufacturer

ELECTRICAL DATA:

Data at standard test conditions STC (STC: 1000W/m², AM 1,5, cell temperature 25°C)

Power measurement accuracy: +/-3%

Model No.	PVP215	PVP220	PVP225	PVP230	PVP235
Wattage Wp	215	220	225	230	235
Voltage at Max power, Vmax	30				
Open circuit voltage, Voc	36,30	36,40	36,40	36,50	36,50
Current at Max power, Imax	7,17	7,34	7,50	7,67	7,84
Short circuit current, Isc	8,25	8,30	8,30	8,60	8,70

Dimension and weights	
L x W x T (mm)	1655 x 990 x 42
Weight (kg)	27,5
Mounting holes pitch (Y) -mm	180
Mounting holes pitch (X9) - mm	950

Characteristic data					
Solar cells per module	60				
Cell type	Mono / Multichrystalline				
Junction box	IEC / UL approved IP65 with three bypass diodes				
Connector	Low Resistance, IEC / UL approved (Tyco / MC4 / Equivalent)				
Front panel	Tempered low iron solar glass 3,2 mm		Tempered low iron solar glass 4 mm		
Backside panel	Foil				
Frame material	Scratch resistant anodized aluminium with twin - wall profile				
Module efficiency (%)	13,15	13,40	13,75	14	14,35

Temperatur coefficients	
Power (% / K)	Pmax -0,43
Open-circuit voltage (% / K)	Voc -0,33
Short-circuit current (% / K)	Isc +0,05

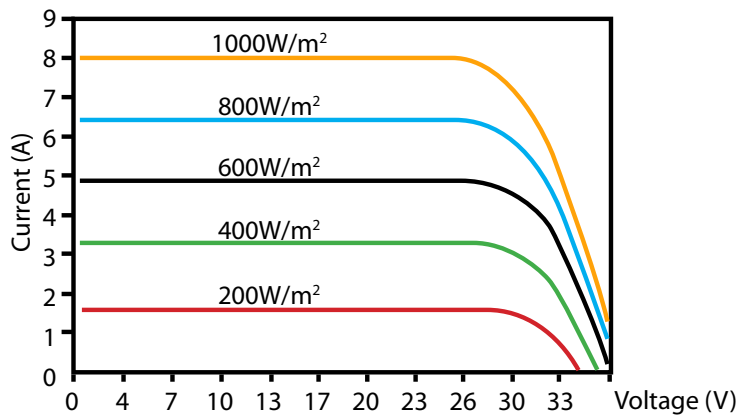
CERTIFICATIONS:

The modules are certified to IEC 61215 ed. 2, IEC 61730 (Safety class II), also certified as per ISO 9001:2008 and ISO 14001:2004

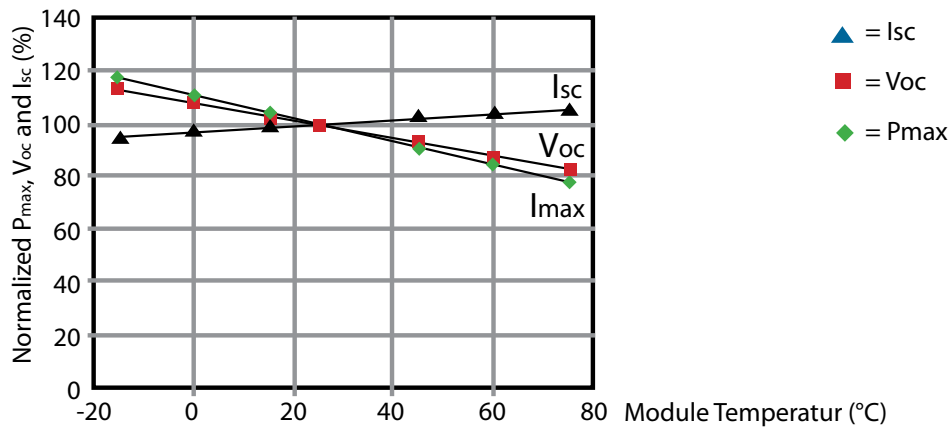
Maximun system Voltage [VDC]	1000
Operating module temperature [°C]	-40°C to +85°C
Application classification (to IEC61730)	A
Fire classification (to IEC 61730)	C
NOCT (Nominal Operating Cell Temperature) (°C)	47 +/- 2°C

Snow load front	5400 Pa
Impact Resistance (e.g hail)	25mm Ø
Impact Velocity (m/s)	23 (m/s)

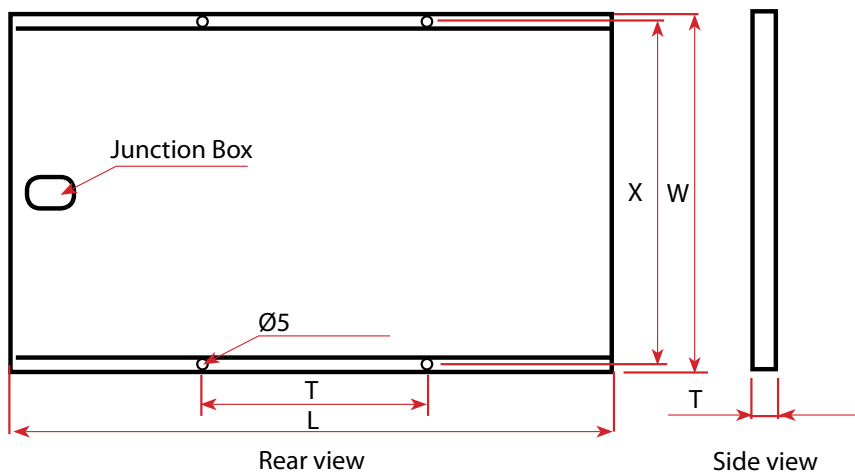
IV Curves at Various Irradiance Levels at 25°C:




P_{max}' Voc' Isc as a Function og Module Temperature



Mounting Details




Special modules:



To make the best result on the building you may need modules in other colours and dimensions than the regular modules. SOLARTEK can be delivered custom-made to fit your need *.

Colours

SOLARTEK modules are standard produced with blue front / alu.frame. The modules can be delivered with different colours on frame and front. The most regular combination is black front / black frame, grey front / grey frame. Other combinations can be delivered.



Dimension

Also dimension on the modules can be fitted your need.



* Custom-made modules require an amount of modules

SOLARTEK PV MODULE

Quality control:

state-of-the-art manufacturing equipment along with raw materials from renowned international suppliers is backed by stringent in-house reliability testing.

Robust Design:

high quality tempered and toughened glass. Anodized frames to ensure protection in all weather conditions.

High Performance Yields (kWh/kWp):

stable high energy output with the best in class diffused light response leading to lower power degradation delivering one of the lowest levelized cost of energy.

Industry Leading Warranty:

product warranty of 2 years for any defects in materials or workmanship. Performance warranty of 25 years at 80% of rated output power (conditions apply).

GETEK AS
Sveberg gaard
N- 7550 Hommelvik
Norway

Ph.: +47 73 98 02 00
e-mail: post@getek.no
www.getek.no

