




# Fronius **IG Plus**

The next generation  
grid-connected PV inverter.





Maximum earnings.  
In any weather.

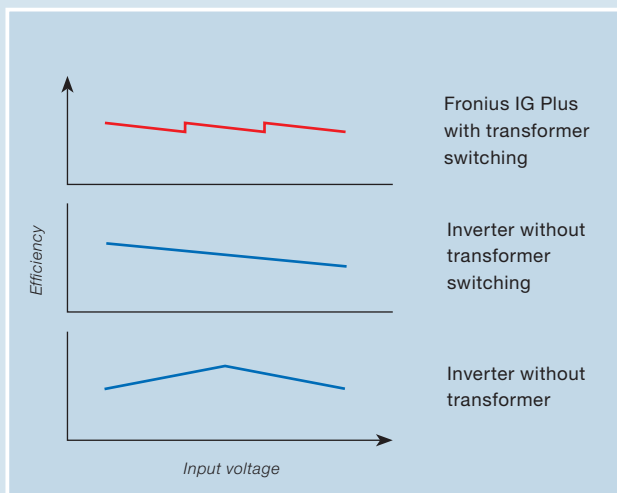
The first multi-purpose device.  
Reliability and maximum earnings security.

An outstanding addition to the family: The next generation Fronius IG Plus inverter includes a number of significant enhancements to a very successful inverter to provide maximum earnings security, versatility and the highest reliability. New power stages expand the proven Fronius IG family (from 4 to 12 kW). Plus numerous improvements provide consistently higher earnings.

## Maximum Earnings Security

Get maximum power out of every ray of light. This is achieved through a complex interaction of different factors:

**3 efficiency peaks.** More earnings for every system size: The automatic transformer switching function of the Fronius IG Plus makes certain of this. This enables not one, but three equal efficiency peaks. The result: Constant efficiency over a wide input voltage range. In comparison: The efficiency of inverters without transformer switching declines steadily with an increasing input voltage. Devices without a transformer only have one efficiency peak.



**MIX™ concept.** You will get the maximum power harvest out of partial load ranges, e.g. on cloudy days, through a clever combination of multiple power stages in each inverter. The power stages in the Fronius inverters divide up the work depending on the operating hours.

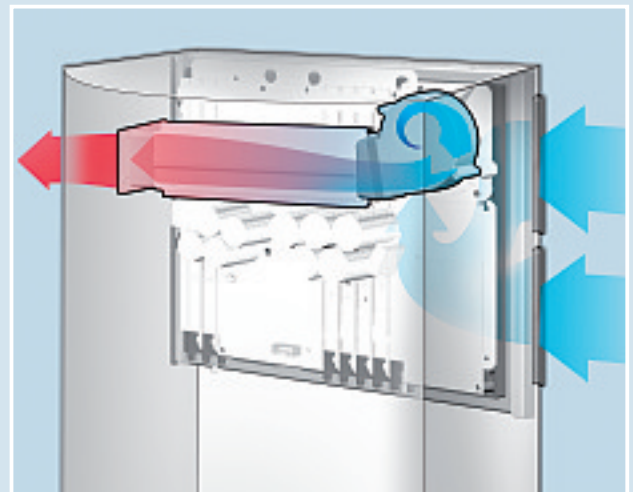
**Module Manager™.** The Module Manager™: ensures that the Fronius IG inverters remain at the maximum power point (MPP), with fast and exact MPP tracking to ensure that you obtain the most power out of each ray of sun light. This is especially important for thin layer modules whose MPP can be more difficult to track.

**Market leader.** With a 96.1% maximum efficiency, the Fronius IG Plus series scores the highest efficiency among HF devices.

## Highest Reliability

The Fronius development team has put a lot of work into ensuring that failures don't occur. Because the smallest details can have the greatest repercussions.

**Well thought out ventilation concept.** Disruptive ambient factors such as dust or moisture remain on the outside. The reason: Cooling air is drawn-in on the back of the inverter and routed through a closed channel over the heat sink. This prevents contact with the circuit board. At the same time, the components are kept cool and the inverter operates with an absolute consistency.



**Failsafe.** You can rely on Fronius inverters. And should a power module happen to fail, the others take up the slack. As soon as the replacement part is delivered, it can be quickly and easily replaced by a service technician. You don't have to dismantle the entire inverter: The wiring box including all cabling and configurations remains on the wall.

**Excellent Durability.** The MIX™ concept increases the lifespan of the inverter. Several smaller power stages divide up the operating hours. The new ventilation concept improves on this – as cooler power stages work more efficiently and longer. And of course, only the highest quality components are used by Fronius for this new generation of inverters.

## The first all-round device

Versatility as a basic principle: The Fronius IG Plus works well with all PV modules and is suitable for all system sizes.

### **Compatible with nearly all module configurations.**


The Fronius IG Plus works optimally with all module types. The Fronius IG Plus is especially well-suited for thin-layer modules because of its wide input voltage range, galvanic isolation, standard grounding option as well as its precise MPP tracking feature.

**Grounding selectable on site.** You decide on site, whether or not you want or need to ground the modules. Simply insert the fuse, activate the software – grounding is complete.

**For indoor or outdoor installation.** All Fronius IG Plus inverters have a robust, well-designed metal housing. UV-resistance and corrosion-protection enable them to be used both indoors or outdoors.

**Integrated fused string combiner with fuse monitoring.** The Fronius IG Plus includes a standard integrated fused string combiner which makes your installation easier and more cost effective. Up to 6 strings can be connected to the built-in fused string combiner. Built-in fuse monitoring notifies the user of a blown fuse on the easy-to-read LC-display providing clear and easy confirmation on the integrity of your fuses!

**Universal product design.** The functional principle is identical in the entire Fronius IG family. This means that if you are familiar with one device, you can also operate and service all other inverters.



**Integrated DC disconnect.** No external DC disconnect installation or cabling is necessary. The highest comfort and safety as per DIN-VDE 0100-712.

**The new power plug system.** The connection area and power modules are installed separately from each other. Very easy, very safe: The connection area is attached to the wall as normal. Then the power module is simply plugged in. The power plug connects both parts into one secure unit. When service is required, the connection area remains on the wall – all settings and configurations remain untouched.



Maximum Earnings Security



Highest Reliability



First All-Round Device



**Fronius IG Plus 50**

Strong and compact. Best suited for systems up to 4 kW. The one phase device for efficient photovoltaic systems, e.g. for family homes.



**Fronius IG Plus 100**

The two phase 8 kW device for large systems. Also available in a one phase version.



**Fronius IG Plus 150**

Maximum strength. Three phases in a 12 kW device for mega-systems. The only wall unit on the market in this power class.

## Fronius IG Plus Overview

Naturally, all Fronius IG Plus inverters have the **CE**-mark and meet all required guidelines and standards. For more information about certificates as well as details about equipment analysis and control using the DatCom system, please go to [www.fronius.com](http://www.fronius.com).

| INPUT DATA   | Fronius IG Plus 50                                | Fronius IG Plus 100          | Fronius IG Plus 150       |
|--|---|------------------------------|---------------------------|
| DC nominal capacity                                    | 4210 W  | 8420 W                       | 12630 W                   |
| MPP voltage range                                      | 230 - 500 V                                       | 230 - 500 V                  | 230 - 500 V               |
| Max. input voltage (for 1000 W/m <sup>2</sup> , -10°C) | 600 V   | 600 V                        | 600 V                     |
| Max. input   | 18.31 A   | 36.61 A                      | 54.92 A                   |
| OUTPUT DATA  |   |                              |                           |
| AC nominal capacity                                    | 4000 W  | 8000 W                       | 12000 W                   |
| Max. output  | 4000 W  | 8000 W                       | 12000 W                   |
| Max. efficiency  | 96.1 %  | 96.1 %                       | 96.1 %                    |
| Euro. efficiency                                       | 95.1 %  | 95.5 %                       | 95.5 %                    |
| MPP adaptation efficiency                              | 99.99 %   | 99.99 %                      | 99.99 %                   |
| Main voltage / Frequency                               | 230V / 50 Hz (60 Hz)                              |                              |                           |
| Power connection                                       | 1-phase   | 2-phase / 1-phase (optional) | 3-phase                   |
| Harmonic distortion                                    | < 3.5 %   | < 3.5 %                      | < 3.5 %                   |
| Power factor   | 1   | 1                            | 1                         |
| Power consumption at night                             | 0 W   | 0 W                          | 0 W                       |
| GENERAL DATA   |   |                              |                           |
| Measurements (height x width x depth)                  | 628.5 x 433.2 x 242.9 mm                          | 923.5 x 433.2 x 242.9 mm     | 1218.5 x 433.2 x 242.9 mm |
| Weight   | 25 kg   | 38 kg                        | 49 kg                     |
| Protection class                                       | IP 45   | IP 45                        | IP 45                     |
| Cooling  | Regulated cooling                                 |                              |                           |
| Housing  | Metal housing for inside and outside installation |                              |                           |
| Ambient temperature range                              | From -20°C to +50°C                               |                              |                           |
| Permitted humidity                                     | 0% to 95%   |                              |                           |
| SAFETY EQUIPMENT                                       |   |                              |                           |
| DC insulation measurement                              | Warning at R <sub>ISO</sub> < 500k Ohm            |                              |                           |
| Overload behavior                                      | Operating point shift, power limiter              |                              |                           |
| DC circuit breaker                                     | integrated  |                              |                           |

The right to make technical modifications is reserved.

